



VENTRY SOLUTIONS, INC.
 14128 N Hauser Lake Rd
 Hauser, ID 83854-5619
 (888) 257-8967 | (208) 773-1194 | (208) 777-0360 Fax

VENTRY® Fan or LENTRY® Light System Registration

Please register using this form so we can send you the Free Sticker Upgrade, if applicable.

...Submit by fax or mail using our contact information above;

...Submit by email to info@ventry.com;

...Or skip filling out the form by hand. Just call (888) 257-8967 to have Joan or Sara quickly and happily type the info for you directly into our registration list.

There are many good reasons to register your products, including:

- It helps ensure that you receive all applicable free upgrades.
- It helps ensure that the correct parts and upgrades are sent, if ever desired.
- It helps ensure that you can be reached in case of a recall or other safety concern.
- In case of loss or theft, identifying information will be on file to help with any insurance claims and police reports. (We can also advertise for its return on ventry.com.)
- It helps us notify you of new products and innovations from which you may benefit (we promise not to bombard you!)

You are welcome to register multiple units using the same form. See page 2 for instructions on where to find serial numbers.

VENTRY Fan or LENTRY Frame Number (4 digits): _____

Generator or Motor Serial Number: _____

Controller Serial Number (electric fans only): _____

Business or Department: _____

__ Mr. __ Ms. Contact Person: _____ Title: _____

Phone: (_____) _____ Alternate Phone: (_____) _____

Email Address: _____

Mailing Street Address: _____

City, State, Zip: _____

If you remember, where did you first learn about VENTRY Fans or LENTRY Lights? _____

VENTRY Fan owners: Education and training are vital to effective ventilation on the fire scene. If you have a VENTRY Fan and it will be used in fire/rescue, please be advised of a valuable training resource online called "Tactical PPV" by the University of Texas, Austin (UT) and the Austin Fire Department. Links are posted on our website. Please visit ventry.com and go to Fans > PPV, PPA > Online Resources.


Today's date _____

Where to Find Serial Numbers

VENTRY Fans, Gasoline and Propane

(A) The **Fan Number** is a four digit number stamped into the engine block near the oil drain plug.
Example: 4567

(B) The **Motor Serial Number** is five letters, a dash, and seven numbers stamped into the engine just above the oil drain plug.
Example: GCAGT-1234567






VENTRY Fans, Electric

(C) The **Fan Number** is on a label which is stuck to the black frame below the drive. *Example: 4567*

(D) The **Motor Serial Number** is found on a plaque, next to the letters "S/N". It is 11 digits, beginning with "W".
Example W0909101451

(E) On non-GFCI electric fan models (20E1.5), the **Controller Serial Number** is on a label on the side of the controller. It is the 11 digits underneath the barcode. *Example: 55145700004.*

(F) On GFCI-compatible electric fan models (20E1.5GFCI), the **Controller Serial Number** is also on a label on the side of the controller. It is a nine digit number. *Example: 612312312*



LENTRY Power & Light Units

(G) The **Generator Serial Number** is on the side of the generator, near the bottom, on a sticker. It generally starts with four letters followed by 7 numbers. *Example: EZGA-1234567*

(H) The four-digit **LENTRY Frame Number** is underneath the generator, centered on the frame. It includes the letter L and three numbers. *Example: L345*

