

SPECIFICATIONS

LENTRY® ALL-TERRAIN PORTABLE POWER & LIGHT SYSTEMS

HOW TO CHOOSE?

Mix and match generators and lights to get the ideal LENTRY® system for your needs. Complete LENTRY units include a Generator, Legs (also called a stand or frame), a Light Base (to hold the light), and one or two Lights (the telescoping lights are also called "Polelights" to clarify that the pole portion and light head/s do not separate).

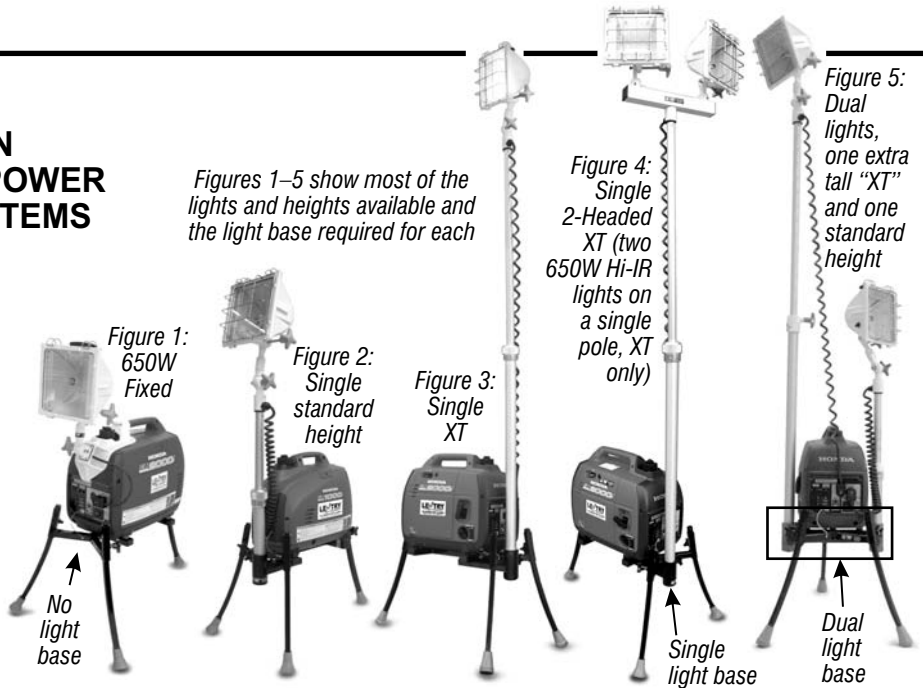
Models are adequately identified or described by specifying the generator and light or lights chosen; the corresponding legs and necessary light base follow from those. Main factors in picking the generator and lights are the amount of light needed, reserve power desired, and available storage space.

1. Choose a generator.
2. Choose a light or lights. The total wattage of the lights chosen must not exceed the rated wattage of the generator. At this time, "650W Fixed" lights are offered only for the EU2000i.
3. Add the generator-specific legs.
4. Add the necessary light base, according to the number of lights chosen. As shown in *Figure 1*, no light base is needed for the "650W Fixed" light because it attaches directly to the EU2000i generator. A single light base is needed to hold one telescoping polelight in front of the generator (*Figures 2, 3, 4*). A dual light base is needed to hold two telescoping polelights at the generator's sides (*Figure 5*).

All the possible combinations of generators and lights are indicated with a check (✓) in the chart titled "17 Models." Components may be ordered separately to retrofit to these same generators or their international equivalents.

WARRANTIES

Workmanship and materials are covered by Ventry Solutions, Inc. for five years. Lights are also covered for five years, not including bulbs. See the chart "Generator Specs" at right for generator warranties. If you have a problem with your LENTRY Power & Light System at any time, please let us know! We will do our best to resolve any issues and ensure your complete satisfaction.



17 MODELS		Generators (and Rated Wattage)		
		HONDA EU2000i (1600w)	BALDOR PC17Ri (1400w)	HONDA EU1000i (900w)
Light Base, Lights, and Heights (and Total Wattage Required)				
<i>Fig. 2</i> Single 650W standard	(650w)	✓	✓	✓
<i>Fig. 3</i> Single 650W XT	(650w)	✓	✓	✓
Dual 650W, both standard	(1300w)	✓	✓	
Dual 650W, both XTs	(1300w)	✓	✓	
<i>Fig. 5</i> Dual 650W, one standard, one XT	(1300w)	✓	✓	
<i>Fig. 4</i> Single 2-Headed XT	(1300w)	✓	✓	
Single 1500W standard	(1500w)	✓*		
Single 1500W XT	(1500w)	✓		
<i>Fig. 1</i> 650W Fixed (no light base required)	(650w)	✓*		

*Special order: may not ship as quickly as other lights.

GENERATOR SPECS			
LENTRY Systems utilize Honda® EU1000i, Honda EU2000i and Baldor® PC17Ri generators with inverter technology for fuel efficiency, super-quiet operation, and computer-safe power supply.			
	HONDA EU2000i	BALDOR PC17Ri	HONDA EU1000i
A/C Output	1600W rated (13.3A) 2000W max (16.7A) 120V	1400W rated 1650W max 120V (13.7A)	900W rated (7.5A) 1000W max (8.3A) 120V
Engine	3.5 hp Honda GX100	2.4 hp Robin/Subaru	1.8 hp Honda GXH50
Displacement	98.5 cc	85.8 cc	50 cc
D/C Output	12V, 96W (8A)	12V	12V, 90W (7.5A)
Receptacles NEMA Plug	20A 125V Duplex 5-20P	20A 120V Duplex 5-20R GFCI	15A 125V Duplex 5-15P
Fuel Capacity	1.1 gallons	1.05 gallons	0.6 gallons
Run Time on One Tank of Fuel	Rated load - 4 hrs 1500w light - 4.25 hrs 650w light - 13.5 hrs 1/4 load - 15 hrs	Operational run time is 4 hours on 1 tank	Rated load - 3.8 hrs 650w light - 5.5 hrs 1/4 load - 8.3 hrs
Noise Level	59 dB at rated load 53 dB at 1/4 load	59 dB	59 dB at rated load 53 dB at 1/4 load
Warranty	3 years commercial	3 years commercial	1 year commercial

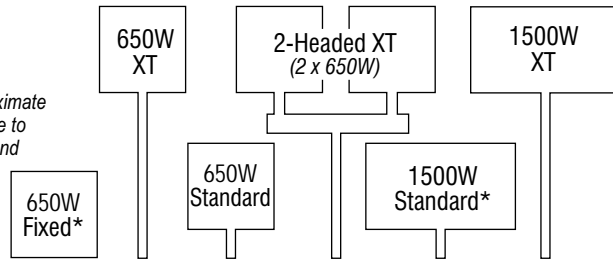
LENTRY LIGHT CHOICES

All LENTRY polelights utilize either 650W hi-infrared (Hi-IR) halogen or 1500W halogen bulbs. These efficient lights provide maximum light with minimal energy. 750W and 1000W lights are not offered because they would use more energy and produce less light. For example, the 650W Hi-IR emits 4,500 lumens more than a 1000W halogen.

Hi-IR 650W bulbs are utilized in all LENTRY lights except the two 1500W lights and are bright enough for most applications, even leaving power remaining for other tools when paired with the larger generators. For example, an EU2000i generator with a single 650W Hi-IR light provides 25,000 lumens of light and still has 950 watts left over. All LENTRY lights are UL® listed and CSA approved.

LIGHT SPECS

Measurements shown are approximate and may vary a small amount due to normal fluctuations in materials and manufacturing processes.



	Yes	Yes	Yes	Yes	No	No
Hi-IR Efficiency	Yes	Yes	Yes	Yes	No	No
Total Watts Required	650	650	650	1300	1500	1500
Output (lumens)	25,000	25,000	25,000	50,000	35,000	35,000
Weight (lbs)	8.5	13	10	20	13	14
Shortest Length (inches)	N/A	43.5	19.75	51	20	43.25
Depth of Light Head (inches)	7	7	7	7	6.5	6.5
Width of Light Head (inches)	10.5	10.5	10.5	22.5	16.5	16.5

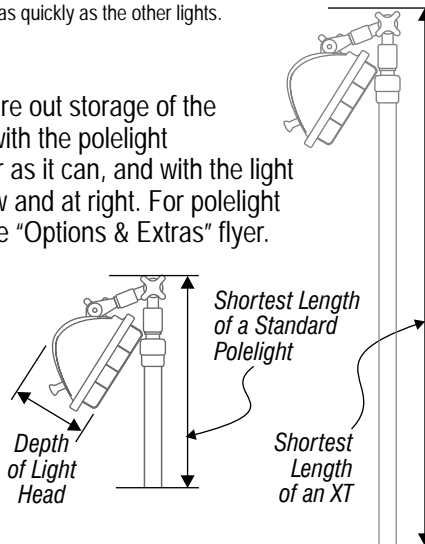
*Special order: may not ship as quickly as the other lights.

Shortest Length

Shortest length is listed above to help figure out storage of the polelights themselves. This is measured with the polelight separated from the base, shortened as far as it can, and with the light head(s) folded forward as illustrated below and at right. For polelight mounting accessories, please also see the "Options & Extras" flyer.

Depth of Light Head

Depth of the light head (housing) only is shown at right. Lights may be articulated in a variety of ways to realize different dimensions. If your storage area is tight, please call us to make sure the LENTRY unit you want will fit.



HEIGHTS

LENTRY units stand from 3.5 to 8.5 feet tall with legs and lights fully extended. Complete LENTRY units with the non-telescoping "650W Fixed" light are about 3.5 feet tall. Those with standard height polelights stand about 4.5 feet tall. Those with extra tall "XT" polelights stand over 8.5 feet tall. Figures 1 through 5 on page 1 show several LENTRY units with legs and lights fully extended and all three light heights: fixed, standard and XT. The dual unit in Figure 5 shows the relative heights of the XT and standard height polelights, as it has one of each.

LIGHT CONFIGURATIONS

All telescoping LENTRY polelights may be easily disconnected from the generator/legs portion of the unit by turning a large knob on the light base. This leaves the generator, legs and light base together, as shown in Figures 6 and 7. Be advised that the "650W Fixed" light does not disconnect easily, as it attaches directly to the EU2000i generator with screws. Figures 8-10 show several ways the lights can be folded while remaining connected to the rest of the unit.




Figure 6



Figure 7: Dual unit with lights disconnected



Figure 8: Dual unit with lights connected

SAMPLE SIZES AND WEIGHTS

Dimensions and weights of several popular models are shown here. Additional measurements are available upon request and online at ventry.com.

MODEL	DIMENSIONS (H x W x D in inches)	WEIGHT
EU1000i with single standard 650W light	As in Figure 9: 26 x 13.5 x 25.5 As in Figure 10: 19.5 x 13.5 x 31.5	51 lbs.
EU2000i with single standard 650W light	As in Figure 9: 27.25 x 14.75 x 28.25 As in Figure 10: 21 x 14.75 x 34.5	70 lbs.
EU2000i, dual light base, without lights, legs retracted	As in Figure 7 (Generator, legs and light base only): 21 x 16.25 x 27	63 lbs.
EU2000i, dual lights, one XT, one standard, lights connected	As in Figure 8 (Lights connected): 44 x 16.25 x 27	86 lbs.




Figure 9: Light folded over the top



Figure 10: Single light folded forward and down